

Transmitter for Analog Current Signals Type G 3210 1161



- AnaLink transmitter with 4 to 20 mA input
- 8-bit resolution
- Optical isolation
- Uses only 1 channel
- Channel coding by GAP 1605
- Supplied by Dupline® and current signal
- H2-housing
- For mounting on DIN-rail in accordance with EN 50022

Product Description

Dupline® AnaLink transmitter with 4 to 20 mA input. Converts the 4 to 20 mA input signal to an 8-bit binary value, which is transmitted to the controller G 3890 0030 230. In this unit the analog values can

be scaled, logged and printed out and/or read from a PC. The 4 to 20 mA signal must be able to supply a voltage drop of 6 V, since the analog part of the transmitter is supplied by the input signal.

Ordering Key

G 3210 1161

Type: Dupline®
Type _____

Type Selection

Supply

Ordering no.
**1 channel
4 to 20 mA**

By Dupline® and current signal

G 3210 1161

Supply Specifications

Current consumption

from Dupline®

< 1.1 mA

Power dissipation

< 10 mW

Input Specifications

Signal input

Voltage drop

Resolution

Max. current

Inaccuracy

(entire temperature range)

Cable length

Dielectric voltage

4 to 20 mA

≤ 6 V

8-bit (62.5 µA/LSB)

100 mA

≤ 1%

≤ 25 m

≥ 2 kV

Response time

256 pulse trains
(~ 18 s @ 64 channels)

General Specifications

Channel programming

By GAP 1605

Channel assignment

1 channel,
freely programmable

Environment

Degree of protection

IP 20

Pollution degree

3 (IEC 60664)

Operating temperature

0° to +50°C (+32° to +122°F)

Storage temperature

-50° to +85°C (-58° to +185°F)

Humidity (non-condensing)

20 to 80% RH

Mechanical resistance

Shock

15 G (11 ms)

Vibration

2 G (6 to 55 Hz)

Dimensions

Material

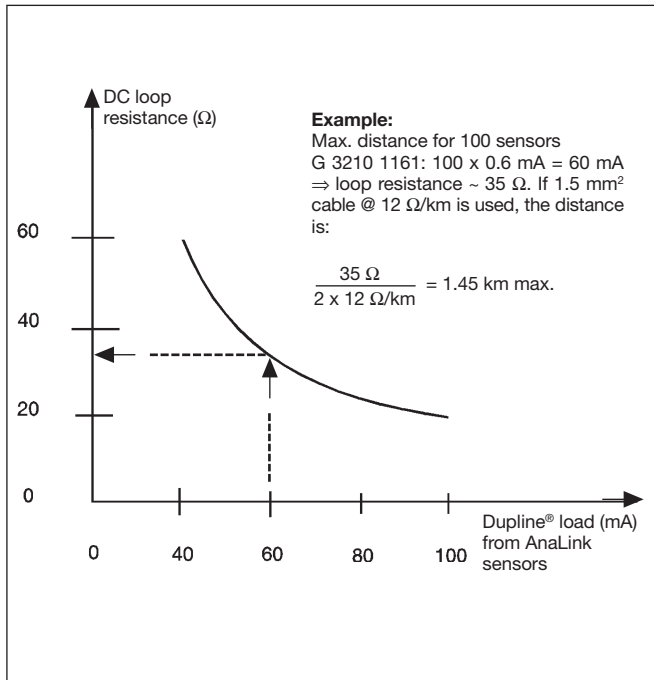
(see "Technical Information")

H2-housing

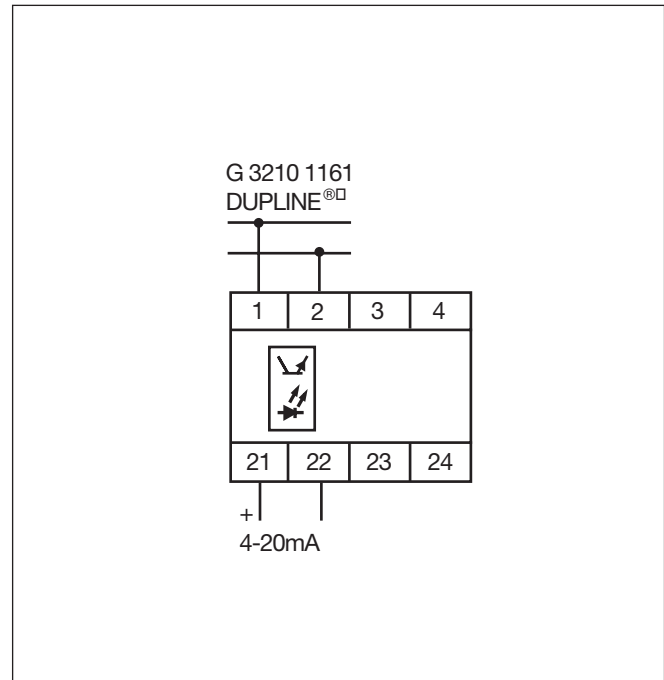
Weight

90 g

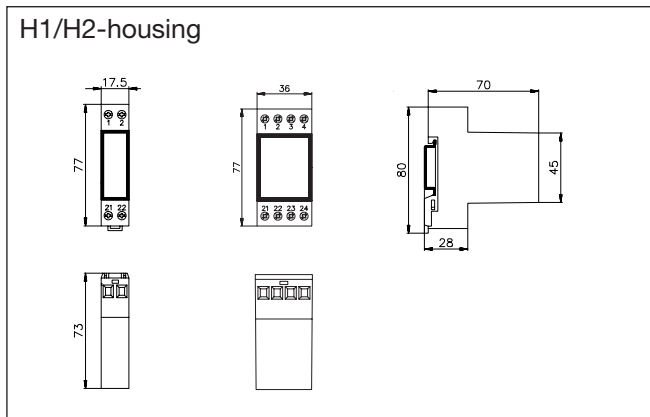
Distance Versus No. of Sensors



Wiring Diagram



Dimensions (mm)



Accessories

DIN-rail

FMD 411

For further information refer to "Accessories".